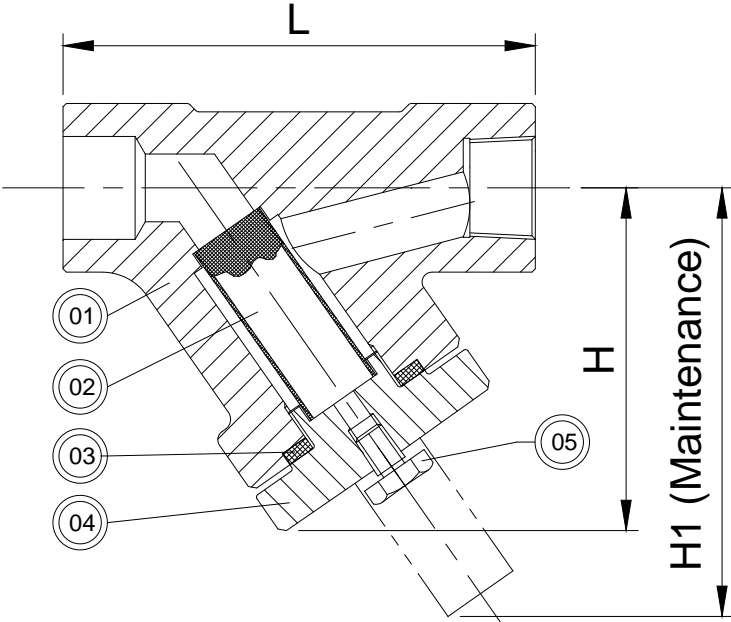


# FORGED STEEL Y STRAINERS

800-1500-2500 Lbs

DT-SY-001



### BASIC DESIGN STANDARDS

<b>Basic Design</b>	<u>ANSI B16.34</u>
<b>Face to Face Dimension</b>	<u>Manufacturer Standard</u>
<b>Socket weld ends</b>	<u>According to ASME B16.11</u>
<b>Screwed ends</b>	<u>According to ASME B1.20.1</u>
<b>Flanged ends</b>	<u>ASME B16.5</u>
<b>Testing</b>	<u>API 598</u>

### STANDARD DESCRIPTION

- Y Pattern
- Screwed Cover with drain plug
- Flanged Cover with drain plug
- Plug 1/4" NPT-F up to Ø 1-1/2"
- Perforated stainless steel screen Ø 0,8 mm
- Special features upon Customer's requirement.

### TEST PRESSURE TO API 598 bar.g

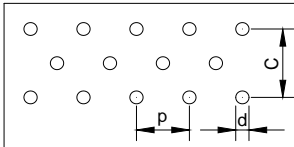
Shell (water)	Class 800#	204
Shell (water)	Class 1500#	281
Shell (water)	Class 2500#	468

\* Recommended Spare Parts

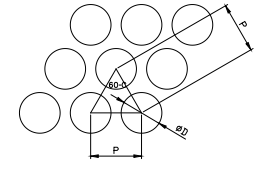
## BILL OF MATERIALS STANDARD ACCORDING TO ASTM

No	Part Name	Carbon Steel		Alloy Steel	Stainless Steel
		A105N	LF2	F11	SS 316
01	Body	ASTM A105N	ASTM A350 LF2	ASTM A182 F11	ASTM A182 F316
02	Screen	Stainless Steel			
03	Body / Cover Gasket (*)	Stainless steel + Graphite			
04	Cover	ASTM A105N	ASTM A350 LF2	ASTM A182 F11	ASTM A182 F316
05	Drain Plug	ASTM A182 F304	ASTM A182 F304 OR A182 F316		
06	Flange	ASTM A105N	ASTM A350 LF2	ASTM A182 F11	ASTM A182 F316

### Standard Steel screen detail



**Perforated sheets with round hole**  
**d** = diameter of the hole  
**p** = pitch  
**c** = side distance =  $p \times 1,73$   
 % Empty on full =  $90,7 \times d^2 / p^2$   
 Number of holes / dm<sup>2</sup> =  $1,15 \times 10.000 / p^2$



This document is the property of OPM Italia Srl. It must not be stored, reproduced or disclosed to others without written authorisation from the Company.

800-1500-2500 Lbs

CLASS 800#	SIZE		DIMENSION in mm			WEIGHT
	Inches	mm	L	H	H1 (MAINTENANCE)	Kg
	1/2"	15	90	60	85	1,0
3/4"	20	110	75	100	1,2	
1"	25	130	93	140	2,0	
1-1/4"	32	180	144	200	5,1	
1-1/2"	40	180	144	200	6,3	
2"	50	185	144	200	7,1	

CLASS 1500#	SIZE		DIMENSION in mm			WEIGHT
	Inches	mm	L	H	H1 (MAINTENANCE)	Kg
	1/2"	15	110	75	100	5,5
3/4"	20	130	93	140	7	
1"	25	180	144	200	13	
1-1/2"	40	185	144	200	19	
2"	50	205	160	220	22	

CLASS 2500#	SIZE		DIMENSION in mm			WEIGHT
	Inches	mm	L	H	H1 (MAINTENANCE)	Kg
	1/2"	15	190	160	220	7
3/4"	20	190	160	220	13	
1"	25	190	160	220	19	
1-1/2"	40	190	170	230	22	
2"	50	213	190	260	25	

FORGED STEEL Y STRAINERS CLASS 800 – 1500 - 2500 #